










Chromebook keyboard shortcuts

You can use keyboard shortcuts to complete some tasks more quickly.



Tip: To find shortcuts on this page, press **Ctrl + f** and enter what you're looking for.




Popular shortcuts

- **Take a screenshot:** Press the Screenshot key . Or press **Ctrl + Show Windows** .
- **Take a partial screenshot:** Press **Alt + Screenshot** , then click and drag. Or press **Shift + Ctrl + Show windows** , then click and drag.
- **Take a screenshot on tablets:** Press **Power button + Volume down button**.
- **Turn Caps Lock on or off:** Press **Search**  + **Alt**. Or press **Launcher**  + **Alt**.
- **Lock your screen:** Press **Search**  + **L**. Or press **Launcher**  + **L**.
- **Sign out of your Google Account:** Press **Shift + Ctrl + q** (twice).
- **See all keyboard shortcuts:** Press **Ctrl + Alt + /** (forward slash).



Shortcuts on external keyboards

If you're using a Windows or Mac keyboard, press the **Windows key** or **Command key** instead of **Search key**  or **Launcher key** .

To change how a specific keyboard key works:

1. At the bottom right, select the time. Or press **Alt + Shift + s**.
2. Select **Settings** .
3. Under "Device," choose **Keyboard**.
4. Change the function of one or more keys.

All other shortcuts

Important: Depending on your keyboard, you can press the **Search key**  or the **Launcher key**  for some shortcuts. Both keys work the same.

Tabs and windows

Open a new window	Ctrl + n
Open a new window in Incognito mode	Shift + Ctrl + n
Open a new tab	Ctrl + t
Open a file in the browser	Ctrl + o
Close the current tab	Ctrl + w
Close the current window	Shift + Ctrl + w



Reopen the last tab or window you closed	Shift + Ctrl + t
Go to tabs 1-8 in the window	Ctrl + 1 through Ctrl + 8
Go to the last tab in the window	Ctrl + 9
Go to the next tab in the window	Ctrl + Tab
Go to the previous tab in the window	Shift + Ctrl + Tab
Switch quickly between windows	Press & hold Alt , tap Tab until you get to the window you want to open, then release.
Open the window you used least recently	Press & hold Shift + Alt , tap Tab until you get to the window you want to open, then release.
Go to previous page in your browsing history	Alt + Left arrow <
Go to the next page in your browsing history	Alt + Right arrow >
Open the link in a new tab in the background	Press Ctrl and click a link
Open the link in a new tab and switch to the new tab	Press Shift + Ctrl and click a link
Open the link in a new window	Press Shift and click a link
Open the link in the tab	Drag the link to the tab's address bar
Open the link in a new tab	Drag the link to a blank area on the tab strip
Open the webpage in a new tab	Type a web address (URL) in the address bar, then press Alt + Enter
Return the tab to its original position	While dragging the tab, press Esc
Dock a window on the left	Alt + [(left square bracket)
Maximize window	Alt + =
Minimize window	Alt + - (minus)
Dock a window on the right	Alt +] (right square bracket)
Switch windows between screens (when your Chromebook is connected to a monitor)	Search  + Alt + m (or) Launcher  + Alt + m

Page & web browser







Page up	Alt + Up arrow ^
Page down	Alt + Down arrow v
Scroll down the web page	Space bar
Go to top of page	Ctrl + Alt + Up arrow ^
Go to bottom of page	Ctrl + Alt + Down arrow v
Print your current page	Ctrl + p
Save your current page	Ctrl + s
Reload your current page	Ctrl + r
Reload your current page without using cached content	Shift + Ctrl + r
Zoom in on the page	Ctrl and +
Zoom out on the page	Ctrl and - (minus)
Reset zoom level	Ctrl + 0
Stop the loading of your current page	Esc
Right-click a link	Press Alt and click a link
Open the link in a new tab in the background	Press Ctrl and click a link
Save the link as a bookmark	Drag link to bookmarks bar
Save your current webpage as a bookmark	Ctrl + d
Save all open pages in your current window as bookmarks in a new folder	Shift + Ctrl + d











Search the current page	Ctrl + f
Go to the next match for your search	Ctrl + g or Enter
Go to the previous match for your search	Shift + Ctrl + g or Shift + Enter
Go to an inactive information field	Alt + Shift + a
Perform a Google search	Ctrl + k (or) Ctrl + e
Add www. and .com to your input in the address bar, then open the page	Ctrl + Enter
View page source	Ctrl + u
Show or hide the Developer Tools panel	Shift + Ctrl + i
Navigate to selected section in the Developer Tools panel	Ctrl + Shift + c
Open the Console tab in the Developer Tools panel	Shift + Ctrl + j
Show or hide the bookmarks bar	Shift + Ctrl + b
Show the toolbar	Alt + Shift + t
Navigate to selected selection in the Developer Tools panel	Ctrl + Shift + c
Open the History page	Ctrl + h
Open the Downloads page	Ctrl + j
Delete selected Autofill suggestion when filling out a form	Shift + Alt + Backspace

System & display settings

Open the Files app	Shift + Alt + m
Preview a file in the Files app	Select the file, then press Space
Display hidden files in the Files app	Ctrl + . (period)
Open the status area (where the time appears)	Shift + Alt + s
Click icons 1-8 on your shelf	Alt + 1 through Alt + 8
Click the last icon on your shelf	Alt + 9
Use function keys	Search  + your preferred function key (or) Launcher  + your preferred function key
See your notifications	Shift + Alt + n
Change screen resolution	Shift + Ctrl and + or - (minus)
Reset screen resolution to default	Shift + Ctrl + 0
Rotate screen 90 degrees	Shift + Ctrl + Rotate 
Switch to the next user	Ctrl + Alt + . (period)
Switch to the previous user	Ctrl + Alt + , (comma)









Text editing













Turn Caps Lock on or off	Search  + Alt (or) Launcher  + Alt
Select everything on the page	Ctrl + a
Select the content in the address bar	Ctrl + L or Alt + d
Select the next word or letter	Shift + Ctrl + Right arrow >
Select text to the end of the line	Search  + Shift + Right arrow > (or) Launcher  + Shift + Right arrow >
Select text to the beginning of the line	Search  + Shift + Left arrow < (or) Launcher  + Shift + Left arrow <
Select previous word or letter	Shift + Ctrl + Left arrow <
Move to the end of the next word	Ctrl + Right arrow >
Move to the start of the previous word	Ctrl + Left arrow <


Move to beginning of the line	Search  + Left arrow < (or) Launcher  + Left arrow <
Move to end of the line	Search  + Right arrow > (or) Launcher  + Right Arrow >
Go to end of document	Search  + Ctrl + Right arrow > (or) Launcher  + Ctrl + Right arrow >
Go to beginning of document	Search  + Ctrl + Left arrow < (or) Launcher  + Ctrl + Left arrow <
Copy selected content to the clipboard	Ctrl + c
Paste content from the clipboard	Ctrl + v
Paste content from the clipboard as plain text	Shift + Ctrl + v
Cut	Ctrl + x
Delete the previous word	Ctrl + Backspace
Delete the next letter (forward delete)	Alt + Backspace
Undo your last action	Ctrl + z
Redo your last action	Shift + Ctrl + z
Switch between the keyboard languages you've set. Learn how to choose your keyboard language .	Shift + Ctrl + Space
Switch to the previous keyboard language you were using. Learn how to choose your keyboard language .	Ctrl + Space
Dim keyboard (for backlit keyboards only)	Alt + 
Make keyboard brighter (for backlit keyboards only)	Alt + 

Accessibility

Learn how to make your Chromebook accessible.

Turn ChromeVox (spoken feedback) on or off	Ctrl + Alt + z
Turn on high contrast mode	Search  + Ctrl + h (or) Launcher  + Ctrl + h
Magnify your whole screen	Ctrl + Search  + m (or) Ctrl + Launcher  + m
Magnify part of your screen	Ctrl + Search  + d (or) Ctrl + Launcher  + d
Highlight the launcher button on your shelf	Shift + Alt + L
Highlight the next item on your shelf	Shift + Alt + L, then Tab (or) Shift + Alt + L, then Right arrow >
Highlight the previous item on your shelf	Shift + Alt + L, then Shift + Tab (or) Shift + Alt + L, then Left arrow <
Open the highlighted button on your shelf	Shift + Alt + L, then Space (or) Shift + Alt + L, then Enter
Remove the highlight from a button on your shelf	Shift + Alt + L, then Esc
Switch focus between: <ul style="list-style-type: none"> • Status area (where the time appears) • Launcher • Address bar • Bookmarks bar (if visible) • The webpage that's open • Downloads bar (if visible) 	Ctrl + Back  or Ctrl + Forward 

Highlight the bookmarks bar (if shown)	Shift + Alt + b
Highlight the row with the address bar	Shift + Alt + t
Open right-click menu for highlighted item	Search  + Shift + Increase volume  (or) Launcher  + Shift + Increase volume 
Move an app icon up, down or to the side in the launcher	Ctrl + Up  , Down  , Left  , or Right 
Move an app in or out of a folder in the launcher	Ctrl + Shift + Up  , Down  , Left  , or Right 
Use shortcuts on a braille keyboard	See braille keyboard shortcuts

 Give feedback about this article

Was this helpful?

Yes

No